



# Roxtec SRC r40 transit

Transit with metal frame for load-bearing structures.

The Roxtec SRC r40 is a cable and pipe transit with rounded corners to reduce stress concentration and the risk of cracks around the frame. The metal transit frame is available in different materials and in a single or various combinations of openings. The seal is welded to the structure. The standard sealing modules are adaptable to cables and pipes of different sizes, and can be used to build in spare capacity in the transit.



- Easy to maintain and inspect

## Product characteristics



Fire rated



Watertight



Gas-tight

## Structure of installation



Metal

## Mounting type



Welding

## Ratings & certificates

### Fire

- A-CLASS according to IMO 2010 FTP Code
- H-CLASS according to IMO 2010 FTP Code + HC fire load curve

### Tightness

- Gas: 2.5 bar (catastrophic)
- Water: 4 bar (catastrophic)

## Frame dimensions

in/lbs

The frame variants below are a limited selection. For the full range of frames and configurations, please visit [roxtec.com](https://www.roxtec.com).


Product	Frame openings	Packing space	External dimensions WxHxD	Aperture dimensions w x h	Weight	Art. no
SRC 6x1 R20 ALU	1	4.724 x 7.087	5.531 x 9.37 x 2.362	5.63(+0.039/-0.039) x 9.449(+0.039/-0.039)	2.4	5SRC000003054
SRC 6x2 R20 ALU	2	4.724 x 7.087	10.669 x 9.37 x 2.362	10.748(+0.039/-0.039) x 9.449(+0.039/-0.039)	4.2	5SRC000004149
SRC 6x3 R20 ALU	3	4.724 x 7.087	15.807 x 9.37 x 2.362	15.906(+0.039/-0.039) x 9.449(+0.039/-0.039)	5.8	5SRC000011726
SRC 6x1 R20 PRIMED	1	4.724 x 7.087	5.531 x 9.37 x 2.362	5.63(+0.039/-0.039) x 9.449(+0.039/-0.039)	7.3	SRC6000020112
SRC 6x2 R20 PRIMED	2	4.724 x 7.087	10.669 x 9.37 x 2.362	10.748(+0.039/-0.039) x 9.449(+0.039/-0.039)	12.1	SRC6000020212
SRC 6x3 R20 PRIMED	3	4.724 x 7.087	15.807 x 9.37 x 2.362	15.906(+0.039/-0.039) x 9.449(+0.039/-0.039)	17	SRC6000020312
SRC 6x1 R20 AISI316	1	4.724 x 7.087	5.531 x 9.37 x 2.362	5.63(+0.039/-0.039) x 9.449(+0.039/-0.039)	7.3	5SRC000006106
SRC 6x2 R20 AISI316	2	4.724 x 7.087	10.669 x 9.37 x 2.362	10.748(+0.039/-0.039) x 9.449(+0.039/-0.039)	12.1	5SRC000006105
SRC 6x3 R20 AISI316	3	4.724 x 7.087	15.807 x 9.37 x 2.362	15.906(+0.039/-0.039) x 9.449(+0.039/-0.039)	16.8	5SRC000006684
SRC 6x1 R40 ALU	1	4.724 x 7.087	5.531 x 9.37 x 2.362	5.63(+0.039/-0.039) x 9.449(+0.039/-0.039)	2.2	5SRC000003232
SRC 6x2 R40 ALU	2	4.724 x 7.087	10.669 x 9.37 x 2.362	10.748(+0.039/-0.039) x	4	5SRC000005649

Product	Frame openings	Packing space	External dimensions WxHxD	Aperture dimensions w x h	Weight	Art. no
SRC 6x2 R40 ALU	2	4.724 x 7.087	10.669 x 9.37 x 2.362	9.449(+0.039/-0.039)	4	5SRC000005649
SRC 6x3 R40 ALU	3	4.724 x 7.087	15.807 x 9.37 x 2.362	15.906(+0.039/-0.039) x 9.449(+0.039/-0.039)	5.6	5SRC000005650
SRC 6x1 R40 PRIMED	1	4.724 x 7.087	5.531 x 9.37 x 2.362	5.63(+0.039/-0.039) x 9.449(+0.039/-0.039)	6.5	SRC6000040112
SRC 6x2 R40 PRIMED	2	4.724 x 7.087	10.669 x 9.37 x 2.362	10.748(+0.039/-0.039) x 9.449(+0.039/-0.039)	12.1	SRC6000040212
SRC 6x3 R40 PRIMED	3	4.724 x 7.087	15.807 x 9.37 x 2.362	15.906(+0.039/-0.039) x 9.449(+0.039/-0.039)	17	SRC6000040312
SRC 6x1 R40 AISI316	1	4.724 x 7.087	5.531 x 9.37 x 2.362	5.63(+0.039/-0.039) x 9.449(+0.039/-0.039)	6.7	5SRC000010300
SRC 6x2 R40 AISI316	2	4.724 x 7.087	10.669 x 9.37 x 2.362	10.748(+0.039/-0.039) x 9.449(+0.039/-0.039)	11.3	5SRC000010299
SRC 6x3 R40 AISI316	3	4.724 x 7.087	15.807 x 9.37 x 2.362	15.906(+0.039/-0.039) x 9.449(+0.039/-0.039)	16.2	5SRC000010298


## Sealing components

### Sealing components


### Accessories




Lubricant




RM module with  
Multidiameter™




Wedge & Wedgekit




RM solid compensation  
module



Stayplate



Holder tools



Welding tools

For detailed information, please visit [roxtec.com](https://www.roxtec.com).

The product information provided by Roxtec does not release the purchaser of the Roxtec system, or part thereof, from the obligation to independently determine the suitability of the products for the intended process, installation and/or use. Roxtec gives no guarantee for the Roxtec system or any part thereof and assumes no liability for any loss or damage whatsoever, whether direct, indirect, consequential, loss of profit or otherwise, occurred or caused by the Roxtec systems or installations containing components not manufactured by an authorized manufacturer and/or occurred or caused by the use of the Roxtec system in a manner or for an application other than for which the Roxtec system was designed or intended. Roxtec expressly excludes any implied warranties of merchantability and fitness for a particular purpose and all other express or implied representations and warranties provided by statute or common law. User determines suitability of the Roxtec system for intended use and assumes all risk and liability in connection therewith. In no event shall Roxtec be liable for indirect, consequential, punitive, special, exemplary or incidental damages or losses. The Roxtec products are offered and sold in accordance with the conditions of the Roxtec General Terms of Sales. The latest version of the Roxtec General Terms of Sales can be downloaded from <https://www.roxtec.com/en/about-us/about-roxtec/general-terms-of-sales/> We reserve the right to make changes to the product and technical information without further notice. Any errors in print or entry are no claims for indemnity. The content of this publication is the property of Roxtec International AB and is protected by copyright. This document was generated on: 2024-04-27